




SCIENCE MOM'S Guide to WATER, Part 1



SCIENCE MOM
— WWW.SCIENCE.MOM —
www.youtube.com/ScienceMom

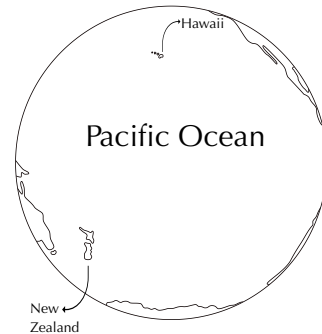


Water is the *only* thing on our planet that exists naturally in all three states of matter—as a solid, liquid, and a gas.


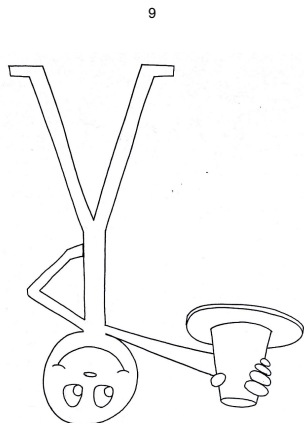


Gaseous water, or water vapor, is invisible. You can't see it, but it's in the air around you and we call it **humidity**. The more water vapor in the air, the more humid it is.

The only other things on earth that come close to existing in all three states of matter are mercury, acetic acid, and carbon dioxide. While all three states of matter are **possible** for each of these, they don't occur **naturally**. Water, on the other hand? It's everywhere.



Oceans cover most of the surface of the earth, and at any given time about 50-70% of the planet is covered by another form of water: clouds.



1. Gravity Defying Lid

2. Magic Screen

Materials:

- Water
- Lid
- Canning jar with a metal ring
- A piece of screen or other mesh fabric

Method:


- Fill jar to rim and secure screen over the top.
- Cover with lid and flip over.
- Remove lid and observe.

No jar? No problem! Just use a cup and rubber band. But be sure the screen or mesh is **FLAT** and **TIGHT** across the rim of the cup.

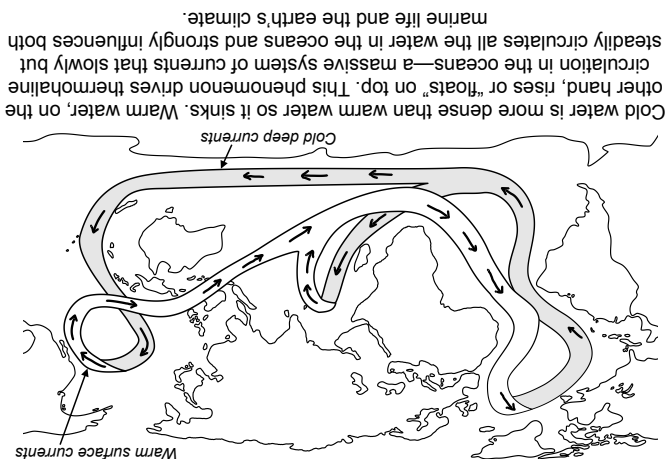




HOW DOES IT WORK? Cohesion.


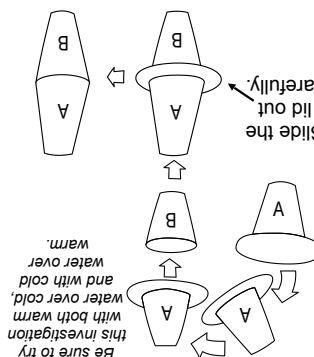
THAT MEANS WATER MOLECULES LIKE TO STICK TOGETHER!



The water molecules are sticky, or cohesive. They are attracted to each other and the jar and the screen. That attraction is strong enough that they effectively form a "lid" on the bottom of the jar, just like the plastic lid did in the first investigation. If air doesn't come in, the water can't go out. So the water stays inside—until you shake or tip the jar. If you do either of those things, then gravity wins.



Note: Removing the lid is best done steady while the other pulls out the lid.



Materials:

- Food coloring
- A flat lid or cardboard
- 2 identical clear cups or jars
- Warm and cold water

3. Hot & Cold Cups

B	A	A	X
B	C	C	D
F	E	E	D
E	G	G	X